



*The European Journal of Public Health*, Vol. 31, No. 1, 37–44

© The Author(s) 2021. Published by Oxford University Press on behalf of the European Public Health Association.

This is an Open Access article distributed under the terms of the Creative Commons Attribution Non-Commercial License (<http://creativecommons.org/licenses/by-nc/4.0/>), which permits non-commercial re-use, distribution, and reproduction in any medium, provided the original work is properly cited. For commercial re-use, please contact [journals.permissions@oup.com](mailto:journals.permissions@oup.com)

doi:10.1093/eurpub/ckaa249 Advance Access published on 8 January 2021

## Epidemiological characteristics of COVID-19 cases in non-Italian nationals notified to the Italian surveillance system

Massimo Fabiani <sup>1</sup>, Alberto Mateo-Urdiales<sup>1,2</sup>, Xanthi Andrianou<sup>1,3</sup>, Antonino Bella<sup>1</sup>, Martina Del Manso<sup>1,2</sup>, Stefania Bellino<sup>1</sup>, Maria C. Rota<sup>1</sup>, Stefano Boros<sup>1</sup>, Maria F. Vescio<sup>1</sup>, Fortunato P. D'Ancona<sup>1</sup>, Andrea Siddu<sup>1</sup>, Ornella Punzo <sup>1</sup>, Antonietta Filia<sup>1</sup>, Silvio Brusaferrò<sup>4</sup>, Giovanni Rezza<sup>1</sup>, Maria G. Dente<sup>5</sup>, Silvia Declich<sup>5</sup>, Patrizio Pezzotti<sup>1</sup>, Flavia Riccardo<sup>1</sup>; for the COVID-19 Working Group<sup>1</sup>

1 Dipartimento Malattie Infettive, Istituto Superiore di Sanità, Rome, Italy

2 European Programme for Intervention Epidemiology Training (EPIET), European Centre for Disease Prevention and Control (ECDC), Stockholm, Sweden

3 International Institute for Environmental and Public Health, Cyprus University of Technology, Limassol, Cyprus

4 Presidenza, Istituto Superiore di Sanità, Rome, Italy

5 Centro Nazionale per la Salute Globale, Istituto Superiore di Sanità, Rome, Italy

†The members of the COVID-19 Working Group are listed in the Acknowledgements.

**Correspondence:** Massimo Fabiani, Infectious Diseases Department, Italian National Institute of Health, Viale Regina Elena 299, 00161 Rome, Italy, Tel: +39 (0) 06 49904264, Fax: +39 (0) 06 44232444, e-mail: [massimo.fabiani@iss.it](mailto:massimo.fabiani@iss.it)

**Background:** International literature suggests that disadvantaged groups are at higher risk of morbidity and mortality from SARS-CoV-2 infection due to poorer living/working conditions and barriers to healthcare access. Yet, to date, there is no evidence of this disproportionate impact on non-national individuals, including economic migrants, short-term travellers and refugees. **Methods:** We analyzed data from the Italian surveillance system of all COVID-19 laboratory-confirmed cases tested positive from the beginning of the outbreak (20th of February) to the 19th of July 2020. We used multilevel negative-binomial regression models to compare the case fatality and the rate of admission to hospital and intensive care unit (ICU) between Italian and non-Italian nationals. The analysis was adjusted for differences in demographic characteristics, pre-existing comorbidities, and period of diagnosis. **Results:** We analyzed 213 180 COVID-19 cases, including 15 974 (7.5%) non-Italian nationals. We found that, compared to Italian cases, non-Italian cases were diagnosed at a later date and were more likely to be hospitalized {[adjusted rate ratio (ARR)=1.39, 95% confidence interval (CI): 1.33–1.44]} and admitted to ICU (ARR=1.19, 95% CI: 1.07–1.32), with differences being more pronounced in those coming from countries with lower human development index (HDI). We also observed an increased risk of death in non-Italian cases from low-HDI countries (ARR=1.32, 95% CI: 1.01–1.75). **Conclusions:** A delayed diagnosis in non-Italian cases could explain their worse outcomes compared to Italian cases. Ensuring early access to diagnosis and treatment to non-Italians could facilitate the control of SARS-CoV-2 transmission and improve health outcomes in all people living in Italy, regardless of nationality.

## Introduction

In December 2019, an outbreak of a novel coronavirus (SARS-CoV-2) emerged in China and spread rapidly worldwide, being declared by the World Health Organization a public health emergency of international concern on 30 January 2020 and a global pandemic on 11 March 2020.<sup>1</sup> Since then, as of the 23rd of August, the pandemic has caused ~800 000 deaths globally.<sup>2</sup>

In order to effectively control the pandemic and assess its impact, it is essential to consider how it affects different population groups.

International reports suggest that minority ethnic groups are disproportionately affected by SARS-CoV-2 infection due to cultural, behavioural and societal characteristics, including disadvantaged socioeconomic conditions, diverse health-seeking behaviour and intergenerational cohabitation.<sup>3–7</sup> Some of these aspects may also apply to migrant populations as recent articles have called to consider.<sup>8</sup> Yet, to date, there is no evidence of this disproportionate

impact on this population group. There is evidence, however, that international migrants are more likely to be socioeconomically deprived, to suffer from job insecurity and to be marginalized, all of which are risk factors associated with poor health and poor access to healthcare.<sup>9</sup> International migrants are also more likely to be employed in low-skilled jobs that have been associated with an increased risk of SARS-CoV-2 infection, such as care work, hospitality or construction.<sup>10,11</sup> There is evidence, as well, that migrants face administrative, cultural and language barriers when accessing healthcare.<sup>12,13</sup>

Italy has been one of the most severely affected countries during the first wave of the pandemic. By mid-August 2020, over 250 000 persons had been diagnosed with the infection, and over 35 000 had died from it.<sup>14</sup> In January 2020, almost 5.3 million foreign citizens were estimated to be living in Italy (8.8% of the total resident population).<sup>15</sup>

On one side, there is concern that non-Italian nationals may be affected differently by the SARS-CoV-2 pandemic compared with the local population, in particular, if the barriers described lead to underdiagnosis or to a delayed diagnosis of SARS-CoV-2.

On the other side, however, considering the strong association between COVID-19 related deaths and older age and comorbidities,<sup>16,17</sup> it is also possible that foreign persons may be at lower risk of being severely affected by SARS-CoV-2 infection given that, in spite of the higher risk of unhealthy lifestyles associated with disadvantaged socioeconomic conditions, they are generally younger and healthier compared with the local population.<sup>18</sup> It is also controversial whether Bacillus Calmette–Guérin (BCG) vaccine could have a protective effect against SARS-CoV-2 infection,<sup>19,20</sup> with possible benefit among foreigners from countries where BCG vaccination is routinely implemented.<sup>21</sup>

In this article, we describe the epidemiology of the SARS-CoV-2 infection among non-Italian cases tested positive in Italy, comparing their distribution over time, case fatality, hospitalization rate and rate of admission to intensive care unit (ICU) with those observed in the Italian cases.

## Methods

This study was conducted using routinely collected data and did not rely on a pre-existing analysis plan. We described the methods and presented findings according to the reporting guidelines for observational studies that are based on routinely collected health data (the RECORD statement—checklist of items extended from the STROBE statement) (Supplementary table S1).<sup>22</sup>

### Data sources

We used information retrieved from the Italian national case-base COVID-19 surveillance system established on 27 February 2020 and coordinated by the Italian National Institute of Health.<sup>23</sup> As previously described,<sup>16</sup> the system collects data on all cases of SARS-CoV-2 infection in Italy laboratory-confirmed by RT-PCR, following the international case definition.<sup>24</sup> The system collects information on the demographic and clinical characteristics of COVID-19 cases, including reported nationality and outcome of the infection (e.g. hospitalization, admission to ICU and death). Data are collected and entered daily by the 19 regions and the two autonomous provinces using a secure online platform. Data are checked for out-of-range values, inconsistencies and duplicated records at the coordinating centre. A list of possible errors in data-entry is routinely sent to regions for verification and possible corrections. For the purpose of this study, we used the complete dataset of notifications updated on 25 August 2020 and selected all COVID-19 cases tested positive in Italy from the 20th of February to the 19th of July 2020, thus, accounting for at least 30 days of follow-up since the date of testing and a week of possible delay in information updating.

The scientific dissemination of COVID-19 surveillance data was authorized by the Italian Presidency of the Council of Ministers on 27 February 2020 (Ordinance n. 640).

### Outcomes, exposure and confounders

Among all notified COVID-19 cases, we defined as non-Italian nationals all people with a reported non-Italian nationality, regardless of citizenship or country of birth. We classified the nationality as Italian vs. non-Italian in general and according to the 2018 human development index (HDI) of the country of origin.<sup>25</sup> To this purpose, we defined three categories based on the tertiles of the world's countries HDI distribution (low-HDI country:  $\text{HDI} \leq 0.651$ ; medium-HDI country:  $0.651 < \text{HDI} < 0.799$ ; and high-HDI country:  $\geq 0.799$ ).

We analyzed the associations between nationality (exposure) and different outcomes. First, we assessed and compared the case fatality, both overall and among hospitalized cases, considering COVID-19 associated deaths any notified person who was confirmed to be infected with SARS-CoV-2 and has died within 30 days since the date of testing positive. Second, within the same time-interval, we assessed and compared the hospitalization rate and, among cases who were hospitalized, the rate of admission to ICU.

We considered as potential confounders of the relationship between nationality and outcomes the following variables: sex, age (categorized as <30 years of age, 5-years age groups from 30–34 years to 60–74 years of age and  $\geq 75$  years of age), Italian geographical macro-area of diagnosis (i.e. North-West, North-East, Centre, and South and Islands), level of urbanization of the place of residence (i.e. urban, semi-urban and rural), pre-existing comorbidities (i.e. presence of at least one of oncologic, cardiovascular, respiratory and diabetes/metabolic diseases) and calendar period of testing (i.e.  $\sim 30$ -day time intervals from 20 February–19 March to 20 June–19 July).

### Statistical analysis

We excluded from the analysis, all cases presenting data inconsistencies (i.e. death occurred before hospitalization), cases who were imported from abroad, and those with missing information about nationality. Moreover, we excluded from the multivariable analysis all cases with missing information about age, level of urbanization of the residence area and pre-existing comorbidities (see figure 1).

We described the main demographic and clinical characteristics and the distribution of cases over time by nationality using counts with percentages and median with interquartile range (IQR) for categorical and continuous variables, respectively.

We used multilevel negative-binomial regression models to estimate the adjusted rate ratios (ARR) of death, hospitalization, and admission to ICU for non-Italian cases compared to Italian cases. Rate ratios (RRs) were adjusted for sex, age group, geographical macro-area of diagnosis, level of urbanization of the place of residence, pre-existing comorbidities and calendar period of diagnosis. A random effect accounting for regional differences in health contexts and strategies was also included into the models. All estimates were presented together with their 95% confidence interval (CI).

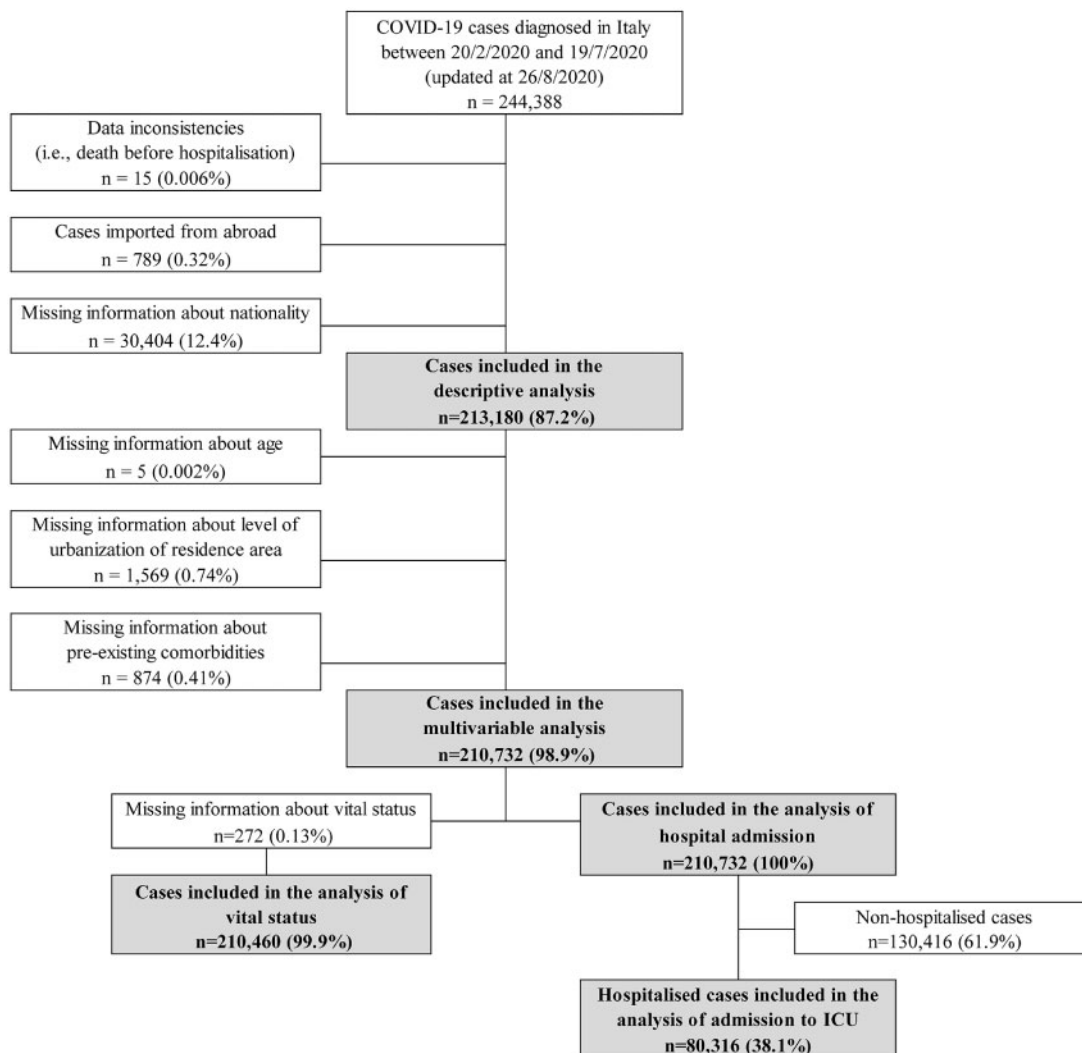
We tested possible interactions between nationality and each covariate included into the multivariable models through the likelihood-ratio test.

Finally, to evaluate a possible selection bias due to missing information about nationality, we conducted a sensitivity analysis assuming that cases with no information about nationality but with a fiscal code indicative that they were born abroad or in Italy were non-Italian nationals or Italian nationals, respectively.

All tests were two-sided and statistical significance was set at  $P < 0.05$ . The analyses were performed using Stata/SE version 16.0 (StataCorp LLC, Texas, USA).

## Results

After the exclusion of cases presenting data inconsistencies [15 (0.006%)], cases imported from abroad [789 (0.32%)], and those with missing information about nationality [30 404 (12.4%)], a total of 213 180 (87.2%) out of the 244 388 initial cases were included in the analysis (see figure 1). Of these, 15 974 were non-Italian nationals (7.5%) and 197 206 were Italian nationals (92.5%). Among the non-Italian nationals, almost all had an Italian fiscal code indicating that they were regular migrants [15 546 (97.3%)].



**Figure 1** Selection of COVID-19 cases included in the study. ICU, intensive care unit

### Socio-demographic characteristics and time of diagnosis

According to the distribution by world's macro-area presented in [Supplementary figure S1](#), cases of COVID-19 among non-Italian nationals occurred in people from various countries. Non-Italian cases from low-HDI countries were almost all from south-central Africa [1834 (53.6%)] and Asia [1553 (45.4%)]. Non-Italian cases from medium-HDI countries were mainly from south-central America [3551 (42.0%)], European countries outside the European Union (EU) [2606 (30.8%)] and North Africa [1517 (18.0%)], while non-Italians from high-HDI countries were in large part from other EU countries [3447 (84.0%)].

Among all COVID-19 cases, compared with Italian nationals [91 376 males (46.3%)], non-Italian nationals were less frequently males [6871 (43.0%)], especially those from high-HDI countries [1150 (28.0%)], while the difference was reversed in non-Italian nationals from low-HDI countries [2372 (69.3%)] ([table 1](#)). All cases among non-Italian nationals (median age: 44 years; IQR: 35–53) were younger than Italian cases (median age: 63 years; IQR: 48–80), especially those from low-HDI countries (median age: 37 years; IQR: 28–46). Non-Italian nationals were more frequently diagnosed in northern Italy and residing in urban areas [9662 (60.5%) and 8172 (52.0%), respectively] compared to Italian nationals [106 276 (53.9%) and 64 802 (33.1%), respectively]. This difference was more evident among non-Italian nationals from medium-HDI countries [5668 (67.1%) and 4764 (57.1%), respectively].

Pre-existing comorbidities were less frequently reported in non-Italian cases [2597 (16.5%)] compared to Italian cases [78 283 (39.8%)], especially in those from low-HDI countries [433 (13.0%)].

In general, non-Italian cases were diagnosed on a later date compared with Italian cases (see [figure 2](#)). The median date of testing positive was 14 April (IQR: 28 March–8 May) for non-Italian nationals compared to 1 April (IQR: 20 March–18 April) for Italian nationals. This difference was particularly evident among non-Italian nationals from low-HDI countries (median date at diagnosis: 29 April; IQR: 6 April–22 June).

### Case fatality, hospitalization rate and rate of admission to ICU

[Table 2](#) shows the crude and adjusted RRs of death, hospitalization and admission to ICU in non-Italian nationals compared to Italian nationals (RRs by all covariates included in the models are presented in [Supplementary tables S2, S3 and S5](#)). Overall, we observed no differences in case fatality between non-Italian nationals and Italian nationals. The only exception was for non-Italian nationals from low-HDI countries, who showed an increased risk of death compared to Italian nationals (Adj. RR=1.32, 95% CI: 1.01–1.75), although this difference was not observed among hospitalized cases.

Moreover, we found that hospitalization rate was significantly higher in cases among non-Italian nationals (Adj. RR=1.39, 95%

**Table 1** Demographic and clinical characteristics of the COVID-19 cases included in the study

	Italians (N=197 206)		Non-Italians (N=15 974)		Non-Italians from low-HDI countries (N=3422)		Non-Italians from medium-HDI countries (N=8449)		Non-Italians from high-HDI countries (N=4103)	
	n	(%)	n	(%)	n	(%)	n	(%)	n	(%)
Sex										
Female	105 830	(53.7)	9103	(57.0)	1050	(30.7)	5100	(60.4)	2953	(72.0)
Male	91 376	(46.3)	6871	(43.0)	2372	(69.3)	3349	(39.6)	1150	(28.0)
Age group										
<30 years	15 794	(8.0)	2504	(15.7)	993	(29.0)	1140	(13.5)	371	(9.0)
30–34 years	6649	(3.4)	1430	(9.0)	497	(14.5)	664	(7.9)	269	(6.6)
35–39 years	7040	(3.6)	1865	(11.7)	496	(14.5)	920	(10.9)	449	(10.9)
40–44 years	9145	(4.6)	2339	(14.6)	457	(13.4)	1247	(14.8)	635	(15.5)
45–49 years	14 309	(7.3)	2246	(14.1)	383	(11.2)	1189	(14.1)	674	(16.4)
50–54 years	17 055	(8.6)	1989	(12.5)	229	(6.7)	1141	(13.5)	619	(15.1)
55–59 years	17 677	(9.0)	1434	(9.0)	157	(4.6)	887	(10.5)	390	(9.5)
60–64 years	14 499	(7.4)	894	(5.6)	101	(3.0)	539	(6.4)	254	(6.2)
65–69 years	12 501	(6.3)	506	(3.2)	53	(1.5)	327	(3.9)	126	(3.1)
70–74 years	14 307	(7.3)	261	(1.6)	23	(0.7)	171	(2.0)	67	(1.6)
≥75 years	68 225	(34.6)	506	(3.2)	33	(1.0)	224	(2.7)	249	(6.1)
Median age (IQR)	63 years	(48–80)	44 years	(35–53)	37 years	(28–46)	45 years	(36–55)	47 years	(39–55)
Geographical macro-area										
North-West	106 276	(53.9)	9662	(60.5)	1714	(50.1)	5668	(67.1)	2280	(55.6)
North-East	54 224	(27.5)	4737	(29.7)	1303	(38.1)	2086	(24.7)	1348	(32.9)
Centre	21 496	(10.9)	1198	(7.5)	328	(9.6)	554	(6.6)	316	(7.7)
South and Islands	15 210	(7.7)	377	(2.4)	77	(2.3)	141	(1.7)	159	(3.9)
Level of urbanization										
Urban	64 802	(33.1)	8172	(52.0)	1843	(55.1)	4764	(57.1)	1565	(38.8)
Semi-urban	94 623	(48.3)	5950	(37.8)	1212	(36.2)	2863	(34.3)	1875	(46.5)
Rural	36 453	(18.6)	1606	(10.2)	290	(8.7)	721	(8.6)	595	(14.7)
Pre-existing comorbidities <sup>a</sup>										
No	118 236	(60.2)	13 141	(83.5)	2893	(87.0)	6878	(82.5)	3370	(82.8)
Yes	78 283	(39.8)	2597	(16.5)	433	(13.0)	1464	(17.5)	700	(17.2)
Period of diagnosis										
20 February–19 March	46 315	(23.5)	2033	(12.7)	297	(8.7)	1133	(13.4)	603	(14.7)
20 March–19 April	103 614	(52.5)	6902	(43.2)	1092	(31.9)	3910	(46.3)	1900	(46.3)
20 April–19 May	34 597	(17.5)	3993	(25.0)	788	(23.0)	2115	(25.0)	1090	(26.6)
20 May–19 June	9190	(4.7)	1324	(8.3)	315	(9.2)	730	(8.6)	279	(6.8)
20 June–19 July	3490	(1.8)	1722	(10.8)	930	(27.2)	561	(6.6)	231	(5.6)

IQR, interquartile range.

The number of cases might not add to the total because of missing information.

a: At least one of oncologic, cardiovascular, respiratory and diabetes/metabolic diseases.

CI: 1.33–1.34), especially in those from low-HDI countries (Adj. RR=1.59, 95% CI: 1.48–1.71).

Finally, we found that the rate of admission to ICU among hospitalized cases was also higher in non-Italian nationals compared to Italian nationals (Adj. RR=1.19, 95% CI: 1.07–1.32), particularly in those from medium-HDI countries (Adj. RR=1.25, 95% CI: 1.11–1.42) and low-HDI countries (Adj. RR=1.16, 95% CI: 0.93–1.44).

With reference to the risk of hospitalization, we found significant interactions between nationality and sex ( $P=0.001$ ), age group ( $P<0.001$ ), geographical macro-area of diagnosis ( $P<0.001$ ), presence of pre-existing comorbidities ( $P<0.001$ ) and calendar period of diagnosis ( $P<0.001$ ). However, stratum-specific estimates of RR of hospitalization for non-Italian cases compared to Italian cases were generally in the same direction as in the main model (detailed results from models with interaction terms are presented in [Supplementary table S4](#)).

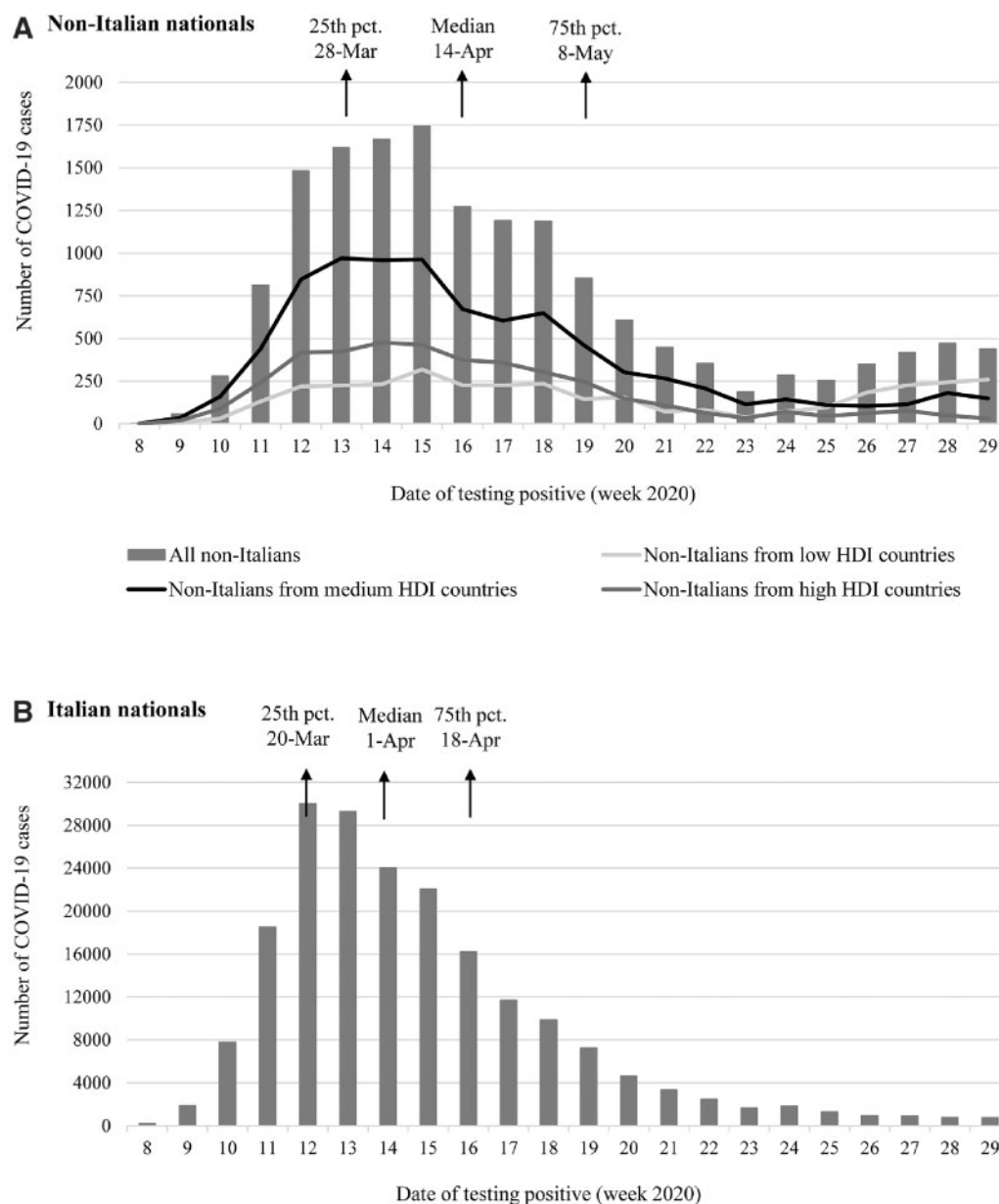
## Discussion

The results show that, at this stage of the COVID-19 epidemic in Italy, non-Italian cases were more likely to be hospitalized and to be admitted to ICU compared with Italian cases, also showing a higher probability to die from the infection in those from low-HDI countries. We observed an inverse gradient by which the risk of hospitalization, admission to ICU and death increased as the HDI of the country of origin decreased.

The epidemic curves of non-Italian nationals appear shifted to the right, indicating a median date of diagnosis ~2 weeks later compared with that of Italian nationals (4 weeks later among non-Italian nationals from low-HDI countries). This suggests that non-Italian cases were diagnosed in a less timely fashion than Italian cases, possibly when the disease was more advanced and symptoms more severe. A seroprevalence study of SARS-CoV-2 conducted in North-eastern Italy corroborates this hypothesis, showing that immigrant women were more likely to be tested only when their symptoms were severe.<sup>26</sup> Moreover, a delay of diagnosis in the foreign population has been previously described for other infections in Italy, such as tuberculosis.<sup>27</sup> The delay in diagnosis, likely associated with worse clinical conditions, could explain the increased rate of hospitalization, admission to ICU, and death that we observed among non-Italian nationals compared to Italian nationals, especially in those from low-HDI countries.

In Italy, all non-Italian nationals are granted to access emergency services and some out-patient services,<sup>28</sup> while access to additional services, including being assigned to a general practitioner, the most likely mediator for early diagnosis, occurs only when non-Italian nationals live in Italy with a documented status. However, regardless of status, informal barriers (language, administrative, legal, cultural and social) hinder the prompt access to healthcare services, likely leading to a delayed diagnosis.<sup>12,13</sup> In the pandemic context, non-Italian nationals also might have delayed diagnosis fearing restriction of working activities due to isolation/quarantine.<sup>29</sup> These





**Figure 2** COVID-19 epidemiological curves in non-Italian nationals (A) and Italian nationals (B), week 8/2020 (17–23 February) to week 29/2020 (13–19 July). HDI, human development index; Pct., percentile

hypotheses could partly explain the less pronounced decline in incidence observed after the start of the lockdown measures in non-Italian nationals compared to Italian nationals. In fact, the circulation of the virus in the foreign community could have been higher because of non-Italian cases who were diagnosed late and were not promptly isolated/quarantined at an earlier stage of the disease.

Differences in the epidemic curves could also be explained by a different pace in the penetration of the disease in Italian and non-Italian communities. It is possible that areas with low percentage of non-Italian nationals were affected at an earlier stage, thus shifting the curve of non-Italian cases to the right. However, in that case, under the assumption that the median survival time after diagnosis was the same in the two groups, we would expect a similar shift in the distribution of the deaths over time. Although we did observe a delay in the median date of death of non-Italians compared with Italians (4 days), considering that the median survival time of non-Italian dead cases was 2 days higher than that of their Italian counterpart, the magnitude of this delay was 85% smaller compared with the delay in diagnosis (2 days vs. 13 days). This suggests that a different pace of penetration of the disease influenced the shift only partially.

Finally, looking at the epidemic curve, we observed a new increase in the number of non-Italians tested positive during the last time-period (20 June–19 July), possibly explained by an increase in the number of cases imported from abroad. In fact, a large part of the imported cases notified to the surveillance system were tested positive in the last period (79%), most of them in non-Italian nationals (77%). Although we excluded from our analysis, all cases imported from abroad, part of them could have not been promptly detected and quarantined at their arrival to Italy and might have favoured the circulation of the virus within the foreign community.

Our results do not support previous findings around the hypothetical protective effect of the BCG vaccination against severe infection and death from SARS-CoV-2,<sup>21</sup> as we found an increased risk of hospitalization and admission to ICU in non-Italian cases, including those from countries where BCG is part of the vaccination schedule.

This is, to the best of our knowledge, the first analysis that compares the epidemiology of the SARS-CoV-2 infection in the non-national population using individual data. It is based on information collected from the Italian integrated COVID-19 surveillance system, which covers the entire national territory.

**Table 2** Case fatality, hospitalization rate, rate of admission to intensive care units and in-hospital case fatality in non-Italian nationals compared to Italian nationals

Case fatality	Cases	Deaths	(%)	Crude RR	(95% CI)	Adj. RR <sup>a</sup>	(95% CI)
<b>Nationality (1)</b>							
Italian	194 956	27 836	14.3	ref.		ref.	
Non-Italian	15 504	390	2.5	0.18	(0.16–0.19)	1.01	(0.91–1.14)
<b>Nationality (2)</b>							
Italian	194 956	27 836	14.3	ref.		ref.	
Low-HDI countries	3255	53	1.6	0.11	(0.09–0.15)	1.32	(1.01–1.75)
Medium-HDI countries	8246	237	2.9	0.20	(0.18–0.23)	1.03	(0.89–1.18)
High-HDI countries	4003	100	2.5	0.17	(0.14–0.21)	0.85	(0.69–1.04)
Hospitalization rate	Cases	Hospitalized	(%)	Crude RR	(95% CI)	Adj. RR <sup>a</sup>	(95% CI)
<b>Nationality (1)</b>							
Italian	195 225	75 432	38.6	ref.		ref.	
Non-Italian	15 507	4884	31.5	0.82	(0.79–0.84)	1.39	(1.33–1.44)
<b>Nationality (2)</b>							
Italian	195 225	75 432	38.6	ref.		ref.	
Low-HDI countries	3255	925	28.4	0.74	(0.69–0.78)	1.59	(1.48–1.71)
Medium-HDI countries	8249	2970	36.0	0.93	(0.90–0.97)	1.46	(1.39–1.53)
High-HDI countries	4003	989	24.7	0.64	(0.60–0.68)	1.15	(1.07–1.23)
Rate of admission to ICU in hospitalized cases	Hospitalized cases	Admitted to ICU	(%)	Crude RR	(95% CI)	Adj. RR <sup>a</sup>	(95% CI)
<b>Nationality (1)</b>							
Italian	75 432	9066	12.0	ref.		ref.	
Non-Italian	4884	549	11.2	0.94	(0.86–1.02)	1.19	(1.07–1.32)
<b>Nationality (2)</b>							
Italian	75 432	9066	12.0	ref.		ref.	
Low-HDI countries	925	92	9.9	0.83	(0.67–1.02)	1.16	(0.93–1.44)
Medium-HDI countries	2970	354	11.9	0.99	(0.89–1.10)	1.25	(1.11–1.42)
High-HDI countries	989	103	10.4	0.87	(0.71–1.05)	1.07	(0.88–1.32)
Case fatality in hospitalized cases	Hospitalized cases	Deaths	(%)	Crude RR	(95% CI)	Adj. RR <sup>a</sup>	(95% CI)
<b>Nationality (1)</b>							
Italian	75 252	20 823	27.7	ref.		ref.	
Non-Italian	4883	327	6.7	0.24	(0.22–0.27)	0.93	(0.83–1.04)
<b>Nationality (2)</b>							
Italian	75 252	20 823	27.7	ref.		ref.	
Low-HDI countries	925	37	4.0	0.14	(0.10–0.20)	0.93	(0.67–1.29)
Medium-HDI countries	2969	206	6.9	0.25	(0.22–0.29)	0.93	(0.80–1.07)
High-HDI countries	989	84	8.5	0.31	(0.25–0.38)	0.94	(0.76–1.17)

RR, rate ratio; CI, confidence interval; ICU, intensive care unit; ref., reference category.

a: Adjusted for sex, age group, geographical macro-area of diagnosis, level of urbanization of the place of residence, pre-existing comorbidities and calendar period of diagnosis and accounting for the random effect due regional contextual differences.

However, this analysis has also some limitations. Unfortunately, we were not able to retrieve reliable estimates of the population size at-risk of infection because the last available population estimates were updated on 1 January 2020. Therefore, these estimates do not account for possible population movement occurred in the foreign population, especially during the early phase of the epidemic. This did not consent to accurately estimate and compare the attack rate of SARS-Cov-2 infection between non-Italian nationals and Italian nationals.

Other limitations are mainly related to completeness of surveillance data. We were not able to retrieve information about nationality for 12% of all cases notified during the study period and this could have introduced a bias in our estimates. We conducted a sensitivity analysis assuming that cases with no information about nationality but with a fiscal code indicative that they were born abroad or in Italy were non-Italian nationals or Italian nationals, respectively. Based on this assumption, we were able to classify 3189 cases as non-Italians and 24 793 cases as Italians out of the 28 942 cases excluded from the analysis. We found that the direction and magnitude of the associations between nationality and all the analyzed outcomes were substantially the same as those presented in the

Results section, thus suggesting that this kind of bias was reduced to a minimum (detailed results of sensitivity analysis are presented in [Supplementary table S6](#)).

Finally, we were not able to obtain a reliable estimate of the date of onset of symptoms for cases who were symptomatic at the time of diagnosis because the information was missing for 21% of them. We think, however, that using the difference between the self-reported date of symptom onset and the date of diagnosis to assess possible delay in diagnosis could have been misleading because this information may be strongly affected by a desirability bias. As the social and cultural factors that could influence people's fear of being stigmatized and punished for reporting social interactions while symptomatic (e.g. for work purposes) may be different in nationals compared with non-nationals, we felt that including this analysis would, therefore, also have been problematic.<sup>30</sup>

In conclusion, our results suggest that, compared to Italian cases, non-Italian cases are more likely to experience a delayed access to health services. Accessing care when the disease is more advanced and clinical conditions possibly more severe can explain why it is more likely for non-Italian nationals to require hospitalization and admission to ICU. Compared to Italian cases, differences in clinical

outcomes appear more pronounced in non-Italian cases from countries with lower HDI and reduced in those from high-HDI countries. Ensuring that all national disease prevention, diagnosis, treatment and control measures are made more accessible to all foreigners, also through enhanced and targeted communication strategies, could facilitate earlier detection of new infections and case management as well as the isolation of cases and the tracing, quarantine and monitoring of their close contacts. Removing healthcare access barriers and reinforcing communication are, therefore, essential to control SARS-CoV-2 transmission, preserve health services and improve the health outcomes of all people living in the same country, regardless of nationality.

## Supplementary data

Supplementary data are available at *EURPUB* online.

## Acknowledgements

We thank Dr Aldo Rosano for his helpful support. COVID-19 Working Group: Maria R. Castrucci, Alessandra Ciervo, Corrado Di Benedetto, Stefania Giannitelli, Paola Stefanelli, Marco Tallon, Roberta Urciuoli (Istituto Superiore di Sanità); Regional representatives: Manuela Di Giacomo (Abruzzo); Michele La Bianca (Basilicata); Anna D. Mignuoli (Calabria); Angelo D'Argenzio (Campania); Erika Massimiliani (Emilia-Romagna); Tolinda Gallo (Friuli Venezia Giulia); Paola Scognamiglio (Lazio); Camilla Sticchi (Liguria); Danilo Cereda (Lombardia); Daniel Fiacchini (Marche); Francesco Sforza (Molise); Maria G. Zuccaro (P.A. Bolzano); Pier P. Benetollo (P.A. Trento); Daniela Tiberti (Piemonte); Maria Chironna (Puglia); Maria A. Palmas (Sardegna); Salvatore Scondotto (Sicilia); Lucia Pecori (Toscana); Anna Tosti (Umbria); Mauro Ruffier (Valle D'Aosta); Filippo Da Re (Veneto).

## Funding

No funding outside the routine institutional funds were used to carry out this work.

*Conflicts of interest:* None declared.

## Data availability

Because of data sharing restrictions, the file containing the anonymized dataset cannot be made publicly available. The data will be shared on reasonable request to the corresponding author.

### Key points

- Compared to Italian cases of COVID-19, non-Italian cases were more likely to be hospitalized and admitted to an intensive care unit (ICU), also showing an increased probability to die in those from countries with a low human development index (HDI).
- The risk of hospitalization, admission to ICU, and death increased as the HDI of the country of origin decreased.
- Non-Italian cases were diagnosed ~2 weeks later compared to Italian cases, thus suggesting that a delayed diagnosis possibly led to worse outcomes.
- If non-nationals are hindered in accessing healthcare services in a timely manner, testing, tracking and tracing policies can be delayed with a possible negative impact on individual outcome and on disease prevention and control at population level.

## References

- 1 World Health Organisation. Coronavirus Disease (COVID-19) – Weekly Epidemiological Update. 2020. Available at: [https://www.who.int/docs/default-source/coronaviruse/situation-reports/20200824-weekly-epi-update.pdf?sfvrsn=806986d1\\_4](https://www.who.int/docs/default-source/coronaviruse/situation-reports/20200824-weekly-epi-update.pdf?sfvrsn=806986d1_4) (15 September 2020, date last accessed).
- 2 World Health Organisation. Coronavirus disease (COVID-19) Situation Report-112. 2020. Available at: [https://www.who.int/docs/default-source/coronaviruse/situation-reports/20200511-covid-19-sitrep-112.pdf?sfvrsn=813f2669\\_2](https://www.who.int/docs/default-source/coronaviruse/situation-reports/20200511-covid-19-sitrep-112.pdf?sfvrsn=813f2669_2) (15 September 2020, date last accessed).
- 3 Rimmer A. Covid-19: disproportionate impact on ethnic minority healthcare workers will be explored by government. *BMJ* 2020;369:m1562.
- 4 Government of New York City. COVID-19 Deaths, Race, Ethnicity. 2020. Available at: <https://www1.nyc.gov/assets/doh/downloads/pdf/imm/covid-19-deaths-race-ethnicity-04302020-1.pdf> (15 September 2020, date last accessed).
- 5 Pareek M, Bangash MN, Pareek N, et al. Ethnicity and COVID-19: an urgent public health research priority. *Lancet* 2020;395:1421–2.
- 6 Killerby ME, Link-Gelles R, Haight SC et al.; CDC COVID-19 Response Clinical Team. Characteristics associated with hospitalization among patients with COVID-19 - Metropolitan Atlanta, Georgia, March-April 2020. *Morb Mortal Wkly Rep* 2020; 69:790–4.
- 7 Price-Haywood EG, Burton J, Fort D, Seoane L. Hospitalization and mortality among Black patients and White patients with Covid-19. *N Engl J Med* 2020;382: 2534–43.
- 8 Kluge HHP, Jakab Z, Bartovic J, et al. Refugee and migrant health in the COVID-19 response. *Lancet* 2020;395:1237–9.
- 9 Truman BI, Tinker T, Vaughan E, et al. Pandemic influenza preparedness and response among immigrants and refugees. *Am J Public Health* 2009;99:S278–86.
- 10 Direzione Generale dell'Immigrazione e delle Politiche di Integrazione. IX RAPPORTO ANNUALE - Gli stranieri nel mercato del lavoro in Italia [9th Annual Report – Foreigners in the Labour Market in Italy]. 2019. Available at: <https://www.lavoro.gov.it/documenti-e-norme/studi-e-statistiche/Documents/Nono Rapporto Annuale - Gli stranieri nel mercato del lavoro in Italia 2019/IX-Rapporto-annual-e.pdf> (15 September 2020, date last accessed).
- 11 Office for National Statistics. Which Occupations have the Highest Potential Exposure to the Coronavirus (COVID-19)? 2020. Available at: <https://www.ons.gov.uk/employmentandlabourmarket/peopleinwork/employmentandemployeetypes/articles/whichoccupationshavethehighestpotentialexposuretothecoronaviruscovid19/2020-05-11> (15 September 2020, date last accessed).
- 12 Spadea T, Rusciani R, Mondo L, Costa G. Health-related lifestyles among migrants in Europe. In: Rosano A, editor. *Access to Primary Care and Preventative Health Services of Migrants*. Basel: Springer International Publishing, 2018: 57–64.
- 13 Rechel B, Mladovsky P, Ingleby D, et al. Migration and health in an increasingly diverse Europe. *Lancet* 2013;381:1235–45.
- 14 Istituto Superiore di Sanità. Epidemia COVID-19: aggiornamento nazionale 18 Agosto 2020 [COVID-19 Epidemic: National Update on 18 August 2020]. 2020. Available at: [https://www.epicentro.iss.it/coronavirus/bollettino/Bollettino-sorveglianza-integrata-COVID-19\\_18-agosto-2020.pdf](https://www.epicentro.iss.it/coronavirus/bollettino/Bollettino-sorveglianza-integrata-COVID-19_18-agosto-2020.pdf) (15 September 2020, date last accessed).
- 15 Istituto Nazionale di Statistica. Demography in Figures. Available at: [http://demo.istat.it/index\\_e.html](http://demo.istat.it/index_e.html) (15 September 2020, date last accessed).
- 16 Riccardo F, Ajelli M, Andrianou X, et al. Epidemiological characteristics of COVID-19 cases in Italy and estimates of the reproductive numbers one month into the epidemic. *Euro Surveill* 2020;25:200790.
- 17 Onder G, Rezza G, Brusaferro S. Case-fatality rate and characteristics of patients dying in relation to COVID-19 in Italy. *JAMA* 2020;323:1775–6.
- 18 Parkin DM, Khlat M. Studies of cancer in migrants: rationale and methodology. *Eur J Cancer* 1996;32:761–71.
- 19 Szigeti R, Kellermayer D, Kellermayer R. BCG protects against COVID-19? A word of caution. *PLoS One* 2020;15(10):e0240203.
- 20 Kirov S. Association between BCG policy is significantly confounded by age and is unlikely to alter infection or mortality rates. *medRxiv* 2020; 2020.04.06. 20055616.
- 21 Berg MK, Yu Q, Salvador CE, et al. Mandated Bacillus Calmette-Guérin (BCG) vaccination predicts flattened curves for the spread of COVID-19. *Sci Adv* 2020;6: eabc1463.

- 22 Benchimol EI, Smeeth L, Guttman A et al.; RECORD Working Committee. The REporting of studies Conducted using Observational Routinely-collected health Data (RECORD) statement. *PLoS Med* 2015;12:e1001885.
- 23 Istituto Superiore di Sanità, EpiCentro. Integrated Surveillance of COVID-19: Main National Data. Available at: <https://www.epicentro.iss.it/en/coronavirus/sars-cov-2-integrated-surveillance> (15 September 2020, date last accessed).
- 24 European Centre for Disease Prevention and Control. Case Definition and European Surveillance for COVID-19, as of 29 May 2020. Available at: <https://www.ecdc.europa.eu/en/case-definition-and-european-surveillance-human-infection-novel-coronavirus-2019-ncov> (15 September 2020, date last accessed).
- 25 United Nations Development Programme. Human Development Report 2019. New York, 2019. Available at: [http://hdr.undp.org/sites/default/files/hdr\\_2019\\_overview\\_-\\_english.pdf](http://hdr.undp.org/sites/default/files/hdr_2019_overview_-_english.pdf) (15 September 2020, date last accessed).
- 26 The Reggio-Emilia COVID-19 Working Group. Prevalence of SARS-CoV-2 (COVID-19) in Italians and in Immigrants in Northern Italy. E&P Repository 2020. Available at: <https://repo.epiprev.it/index.php/2020/04/01/prevalence-of-sars-cov-2-covid-19-in-italians-and-in-immigrants-in-northern-italy/> (15 September 2020, date last accessed).
- 27 Quattrocchi A, Barchitta M, Nobile CGA, et al. Determinants of patient and health system delay among Italian and foreign-born patients with pulmonary tuberculosis: a multicentre cross-sectional study. *BMJ Open* 2018;8:e019673.
- 28 De Vito E, De Waure C, Specchia ML, et al. Are undocumented migrants' entitlements and barriers to healthcare a public health challenge for the European Union? *Public Health Rev* 2016;37:13.
- 29 Brabant Z, Raynault MF. Health of migrants with precarious status: results of an exploratory study in Montreal-Part B. *Soc Work Public Health* 2012;27:469–81.
- 30 Person B, Sy F, Holton K et al.; the NCID. Fear and stigma: the epidemic within the SARS outbreak. *Emerg Infect Dis* 2004;10:358–63.

.....  
*The European Journal of Public Health*, Vol. 31, No. 1, 44–49

© The Author(s) 2020. Published by Oxford University Press on behalf of the European Public Health Association. All rights reserved.  
 doi:10.1093/eurpub/ckaa238 Advance Access published on 19 December 2020

.....

## The impact of COVID-19 restriction measures on loneliness among older adults in Austria

Erwin Stolz , Hannes Mayerl, Wolfgang Freidl

Institute of Social Medicine and Epidemiology, Medical University of Graz, Graz, Austria

**Correspondence:** Erwin Stolz, Institute of Social Medicine and Epidemiology, Medical University of Graz, Universitätsstraße 6/I, 8010 Graz, Austria, Tel: +43 316 385 71587, e-mail: erwin.stolz@medunigraz.at

**Background:** To halt the spread of COVID-19, Austria implemented a 7-week 'lockdown' in March/April 2020. We assess whether the ensuing reduction in social contacts led to increased loneliness among older adults (60+). **Methods:** Three analyses were conducted: (i) a comparison between pre-pandemic (SHARE: 2013–17) and pandemic (May 2020) levels of loneliness (UCLA-3 scale), (ii) an assessment of the cross-sectional correlation between being affected by COVID-19 restriction measures and loneliness (May 2020) and (iii) a longitudinal analysis of weekly changes (March–June 2020) in loneliness (Corona panel). **Results:** We found (i) increased loneliness in 2020 compared with previous years, (ii) a moderate positive association between the number of restriction measures older adults were affected from and their loneliness and (iii) that loneliness was higher during 'lockdown' compared to the subsequent re-opening phase, particularly among those who live alone. **Conclusions:** We found evidence that COVID-19 restriction measures in Austria have indeed resulted in increased levels of loneliness among older adults. However, these effects seem to be short-lived, and thus no strong negative consequences for older adults' mental health are expected. Nonetheless, the effects on loneliness, and subsequent mental health issues, could be both more long-lasting and severe if future restriction measures are enacted repeatedly and/or over longer time periods.

.....

### Introduction

The pandemic Coronavirus disease 2019 (COVID-19) represents an acute global health threat to human populations,<sup>1</sup> with older adults particularly at risk for complications and death.<sup>2</sup> Overburdened health care systems, and high mortality rates in several hot spots early in the pandemic (e.g. Lombardy in Italy) have led to unprecedented governmental public health measures to mitigate the spread of SARS-CoV-2. Many European countries restricted citizens' movement and social contacts with stay-at-home orders, quarantines and 'shut-downs' of public life over the course of several weeks or months.<sup>3</sup> In Austria, the so called first 'lockdown' began on 16 March 2020 with the closing of stores, bars and restaurants, visiting bans in hospitals and nursing care homes, closing and/or controlling of borders and regional quarantines. People were informed to stay at home and were allowed to leave the house only to go to work, buy groceries, help care-dependent others, or

to take a walk, all while keeping at least 1 m distance. In total, the strict phase of these restrictions lasted for 7 weeks, between mid-March and the end of April in Austria. Since COVID-19 cases declined shortly after these measures were enacted and COVID-19 deaths remained limited, most restrictions were again relaxed throughout May and early June 2020.

Although the enacted public health measures have limited the spread of infection in Austria in the first half of 2020 while lasting only several weeks, there could be negative psychosocial side-effects, such as increased loneliness due to social isolation. Older adults are not only more vulnerable to COVID-19, but also—already before the pandemic—had an increased risk of loneliness due to widowhood, living alone or mobility limitations.<sup>4,5</sup> Particularly older adults who live alone might face an increased risk of loneliness, when social contacts with persons from outside the household are substantially reduced due to the pandemic.<sup>6,7</sup> Loneliness can be defined as a negative discrepancy between the desired and the